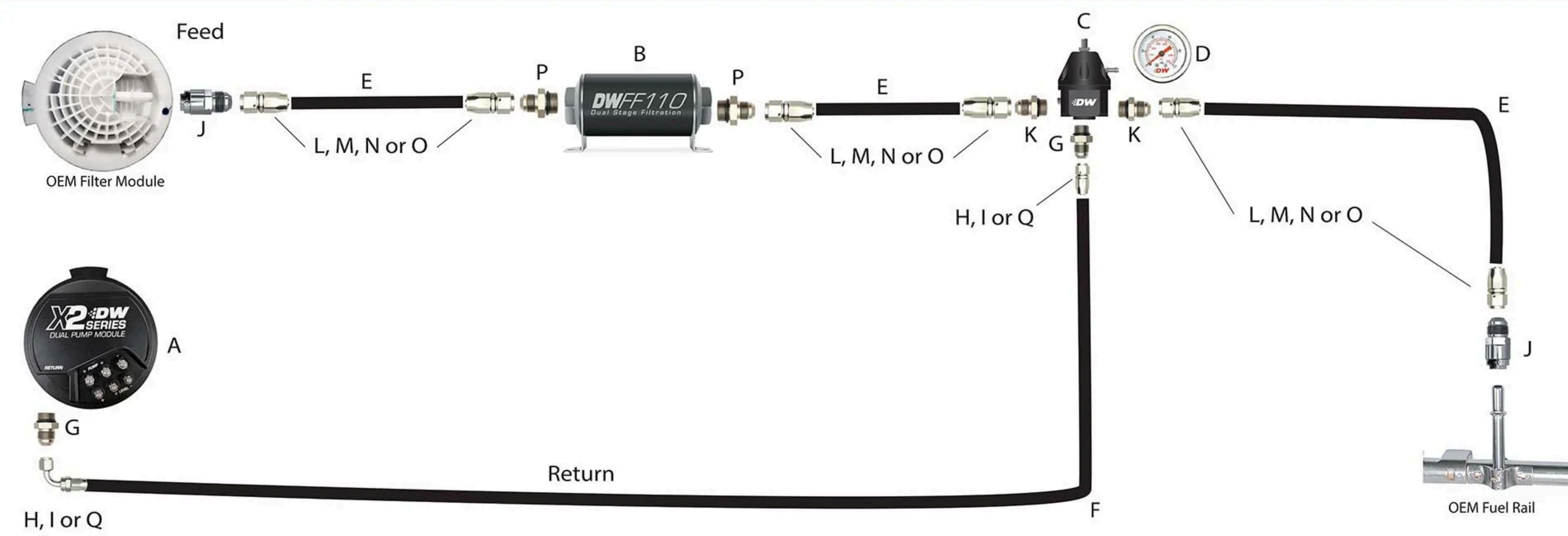


Hemi X2 Fuel Pump Module Plumbing Diagram - CPE, OEM Fuel Rail

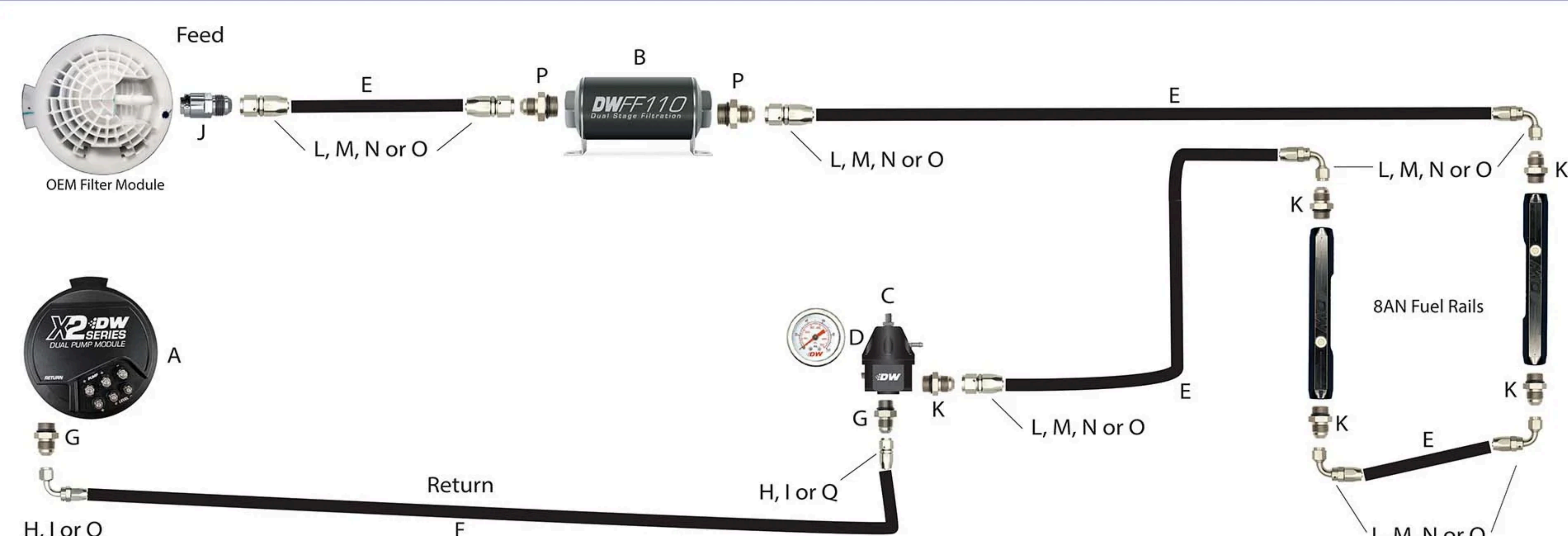


Part Number Guide

Fuel System Components		Fittings:	
A. 9-401-7060	X2 Hemi Module	G. 6-02-0404	6AN ORB Male to 6AN Male Flare
B. 8-03-110-010K	DWFF110 Fuel Filter	H. 6-02-0803	6AN Female Swivel 90 Degree Hose End
C. 6-1000-FRB	DWR1000 AFPR	I. 6-02-0802	6AN Female Swivel 45 Degree Hose End
D. 6-01-G	Fuel Pressure Gauge	J. 6-02-0104	8AN Male Flare to 3/8" Female EFI Quick Connect
		K. 6-02-0402	8AN ORB Male to 8AN Male Flare
		L. 6-02-0823	8AN Female Flare Swivel 120 Degree
		M. 6-02-0805	8AN Female Swivel Straight Hose End
		N. 6-02-0807	8AN Female Swivel 90 Degree Hose End
		O. 6-02-0806	8AN Female Swivel 45 Degree Hose End
		P. 6-02-0406	10AN ORB Male to 8AN Male Flare Adapter
		Q. 6-02-0801	6AN Female Swivel Straight Hose End
Lines:			
E. 6-02-0813	8AN CPE Hose		
F. 6-02-0812	6AN CPE Hose		



Hemi X2 Fuel Pump Module Plumbing Diagram - CPE, 8AN Fuel Rail

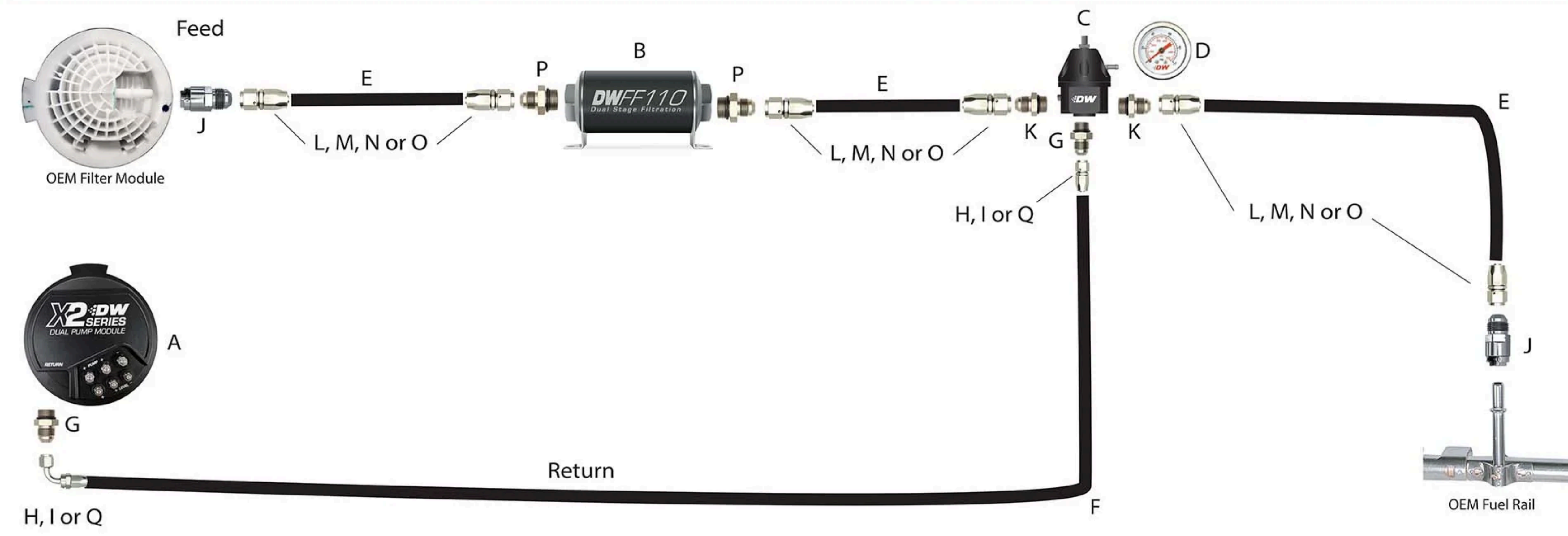


Part Number Guide

Fuel System Components		Fittings:	
A. 9-401-7060	X2 Hemi Module	G. 6-02-0404	6AN ORB Male to 6AN Male Flare
B. 8-03-110-010K	DWFF110 Fuel Filter	H. 6-02-0803	6AN Female Swivel 90 Degree Hose End
C. 6-1000-FRB	DWR1000 AFPR	I. 6-02-0802	6AN Female Swivel 45 Degree Hose End
D. 6-01-G	Fuel Pressure Gauge	J. 6-02-0104	8AN Male Flare to 3/8" Female EFI Quick Connect
		K. 6-02-0402	8AN ORB Male to 8AN Male Flare
		L. 6-02-0823	8AN Female Flare Swivel 120 Degree
		M. 6-02-0805	8AN Female Swivel Straight Hose End
		N. 6-02-0807	8AN Female Swivel 90 Degree Hose End
		O. 6-02-0806	8AN Female Swivel 45 Degree Hose End
		P. 6-02-0406	10AN ORB Male to 8AN Male Flare Adapter
		Q. 6-02-0801	6AN Female Swivel Straight Hose End
Lines:			
E. 6-02-0813	8AN CPE Hose		
F. 6-02-0812	6AN CPE Hose		



Hemi X2 Fuel Pump Module Plumbing Diagram - PTFE, OEM Rail

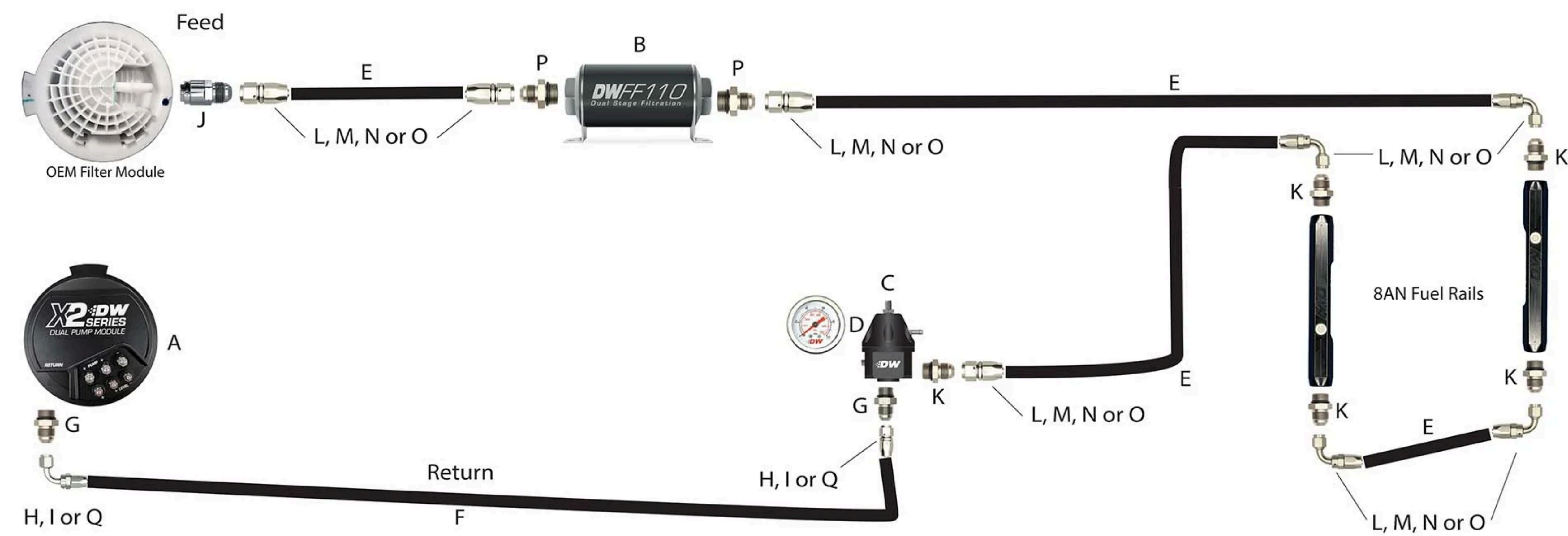


Part Number Guide

Fuel System Components		Fittings:	
A. 9-401-7060	X2 Hemi Module	G. 6-02-0404	6AN ORB Male to 6AN Male Flare
B. 8-03-110-010K	DWFF110 Fuel Filter	H. 6-02-0852	6AN Female Swivel 90 Degree Hose End
C. 6-1000-FRB	DWR1000 AFPR	I. 6-02-0851	6AN Female Swivel 45 Degree Hose End
D. 6-01-G	Fuel Pressure Gauge	J. 6-02-0104	8AN Male Flare to 3/8" Female EFI Quick Connect
		K. 6-02-0402	8AN ORB Male to 8AN Male Flare
		L. 6-02-0875	8AN Female Flare Swivel 120 Degree
		M. 6-02-0854	8AN Female Swivel Straight Hose End
		N. 6-02-0856	8AN Female Swivel 90 Degree Hose End
		O. 6-02-0855	8AN Female Swivel 45 Degree Hose End
		P. 6-02-0406	10AN ORB Male to 8AN Male Flare Adapter
		Q. 6-02-0850	6AN Female Swivel Straight Hose End
Lines:			
E. 6-02-0862	8AN PTFE Hose		
F. 6-02-0861	6AN PTFE Hose		



Hemi X2 Fuel Pump Module Plumbing Diagram - PTFE, 8AN Rail



Part Number Guide

Fuel System Components		Fittings:	
A. 9-401-7060	X2 Hemi Module	G. 6-02-0404	6AN ORB Male to 6AN Male Flare
B. 8-03-110-010K	DWFF110 Fuel Filter	H. 6-02-0852	6AN Female Swivel 90 Degree Hose End
C. 6-1000-FRB	DWR1000 AFPR	I. 6-02-0851	6AN Female Swivel 45 Degree Hose End
D. 6-01-G	Fuel Pressure Gauge	J. 6-02-0104	8AN Male Flare to 3/8" Female EFI Quick Connect
		K. 6-02-0402	8AN ORB Male to 8AN Male Flare
		L. 6-02-0875	8AN Female Flare Swivel 120 Degree
		M. 6-02-0854	8AN Female Swivel Straight Hose End
		N. 6-02-0856	8AN Female Swivel 90 Degree Hose End
		O. 6-02-0855	8AN Female Swivel 45 Degree Hose End
		P. 6-02-0406	10AN ORB Male to 8AN Male Flare Adapter
		Q. 6-02-0850	6AN Female Swivel Straight Hose End
Lines:			
E. 6-02-0862	8AN PTFE Hose		
F. 6-02-0861	6AN PTFE Hose		

